

Xpelair XPE200 / XPE250

Ceiling mounted fans



Models

XPE200

Ref. 92887AW

Single speed axial flush mounted extract ceiling fan with stylish circular flush design | Unit comes complete with integral fingerguard and fly screen | Lightweight two piece construction | Moulded pre-balanced axial bladed impeller | Suitable for steam and condensation applications | Operated by remote switch or sensor (not supplied)

XPE250

Ref. 92888AW


Single speed axial flush mounted extract ceiling fan with stylish circular flush design | Unit comes complete with integral fingerguard | Lightweight two piece construction | Moulded pre-balanced axial bladed impeller | Suitable for steam and condensation applications | Operated by remote switch or sensor (not supplied)

The Range

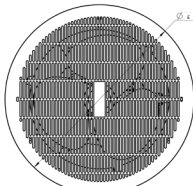
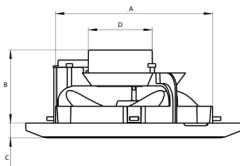
The XPE200 and XPE250 are flush mounted ceiling extract fan units, which come complete with an intake grille finished in white. Applications include bathrooms, kitchens, laundrettes and toilets.

Key Features

- Two models available - XPE200 and XPE250
- Discreet, sleek subtle design to compliment a wide range of interiors
- So Simple installation, supplied with a cut out template and push-in clamp bars to eliminate fitting time
- Unique quiet ball bearing motor extracts steam and odours, improving air quality
- Easy to clean, smooth finish with finger guard for peace of mind
- Easy installation with unique sliding clamp mounting
- Suitable for domestic and commercial use



Dimensions (mm)



Dimensions (mm)

Model	A	B	C	D	E
XPE200	218	101	20.5	89	300
XPE250	271	102	15	89	353

Product Selector

	XPE200	XPE250
Reference number	92887AW	92888AW
Grille size (mm)	300	353
Blade size (mm)	200	250
Cut-out size (mm)	240	290
Electrical power rating (W)	30	38
Voltage (V)	220/240	220/240
Frequency (Hz)	50/60	50/60
Motor speed (RPM)	1550	1550
Weight (kg)	1.8	2.7
Guarantee (years)	3	3
Extract performance (FID, m³/h)	273	385
Extract performance (FID, l/s)	75	106
Sound pressure level (dB(A)@3m)	39	48

Proudly Distributed By:



Glen Dimplex Australia
U1/21 Lionel Rd, Mount Waverley,
Melbourne, VIC 3149
www.xpelair.com.au